
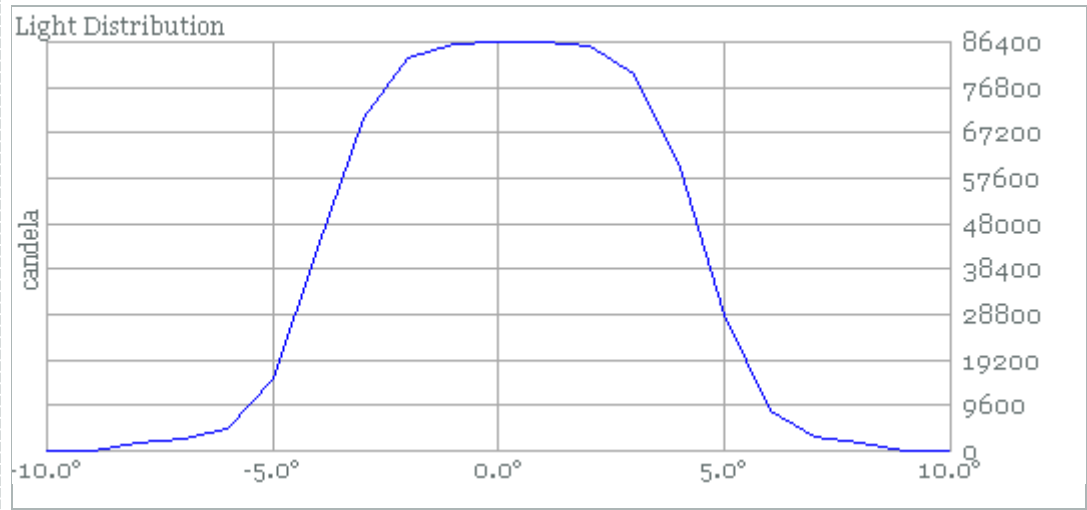
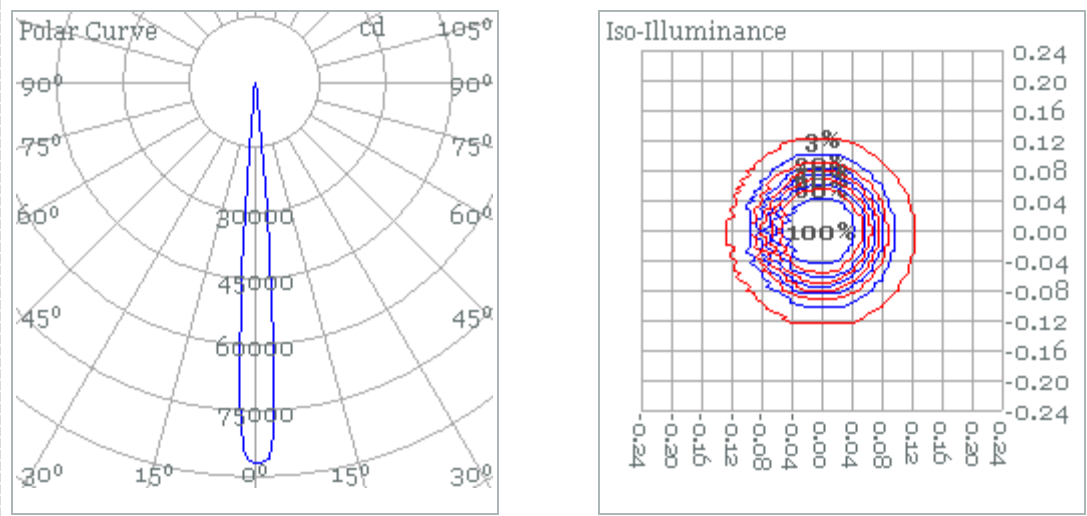


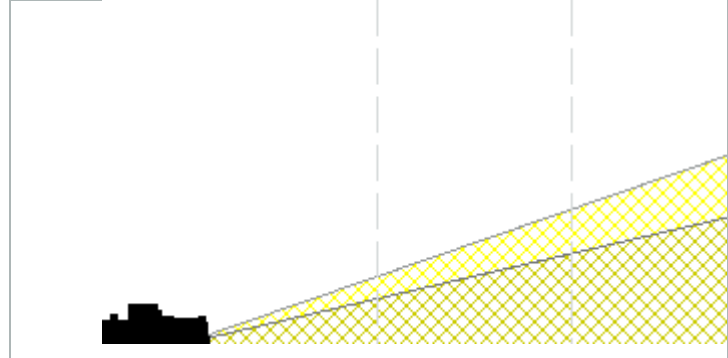
RUSH PAR 2 RGBW Zoom Photometrics

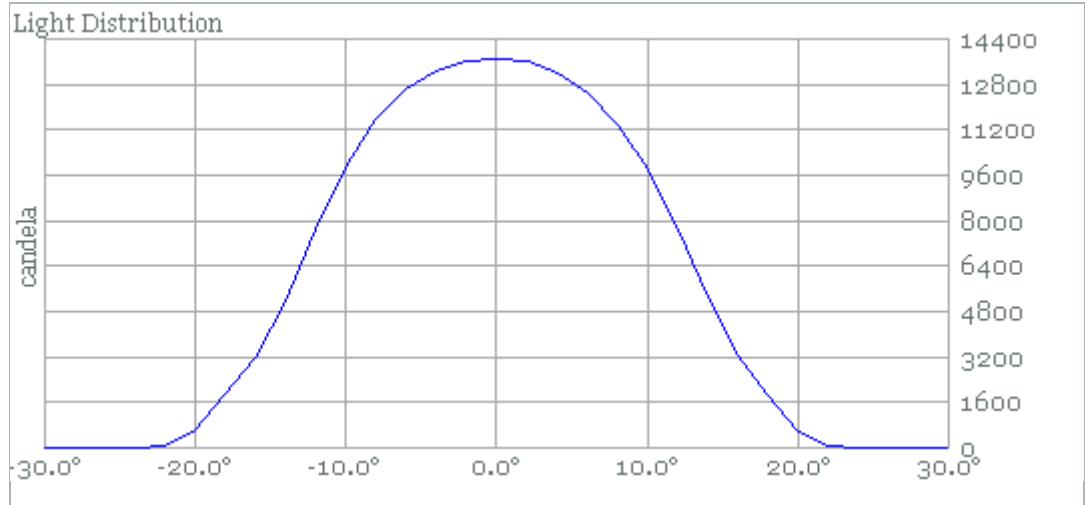
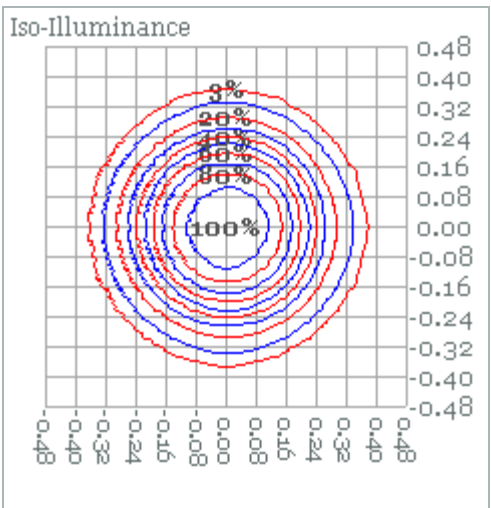
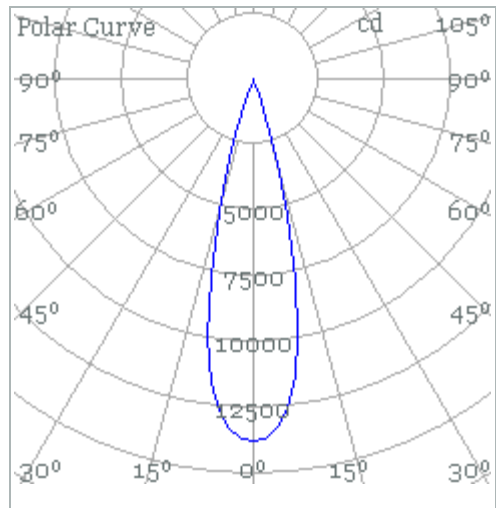
Standard (All LEDs on) , Zoom at M (11.5°)

Distance (m.)	2	4	6	8	10	Efficacy
1/10 peak	0.4	0.8	1.2	1.6	2.0	12.3 lumens per watt
1/2 peak	0.3	0.6	0.9	1.2	1.5	Half-peak diameter
Illuminance (lux)	21500	5375	2389	1344	860	0.15 X distance(m)
						One-tenth peak diameter
						0.20 X distance(m)
						Illuminance
						86000 / distance ² (lux)
						Total Output
						1700 (lumens)

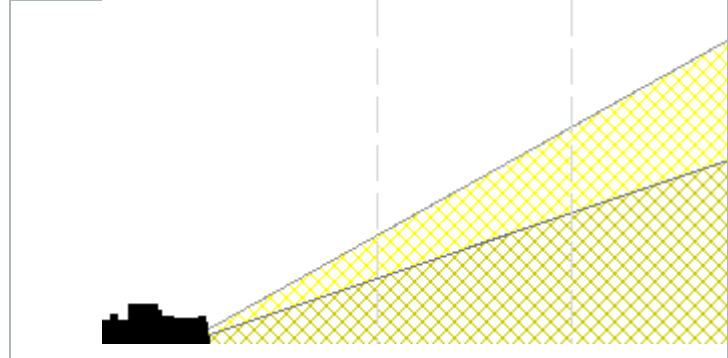


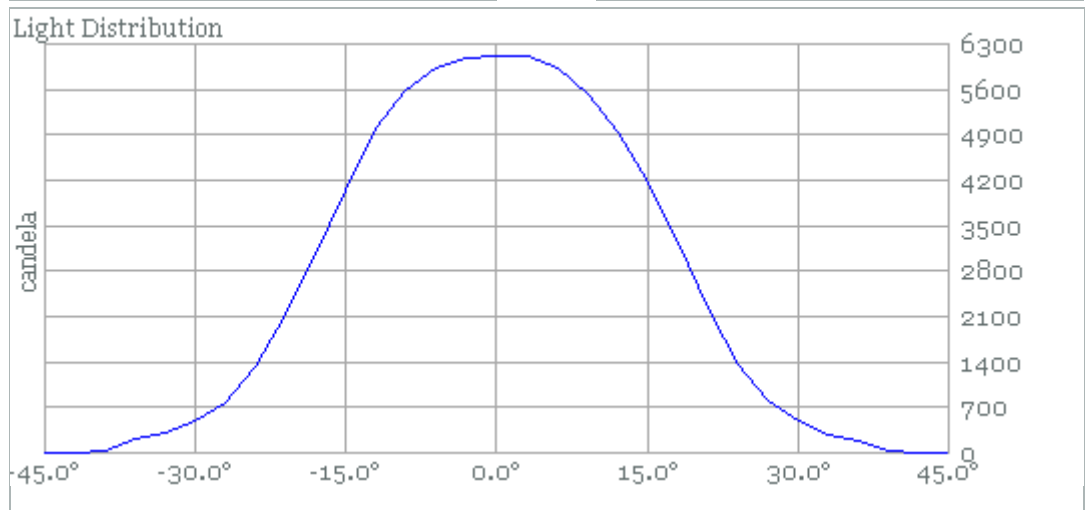
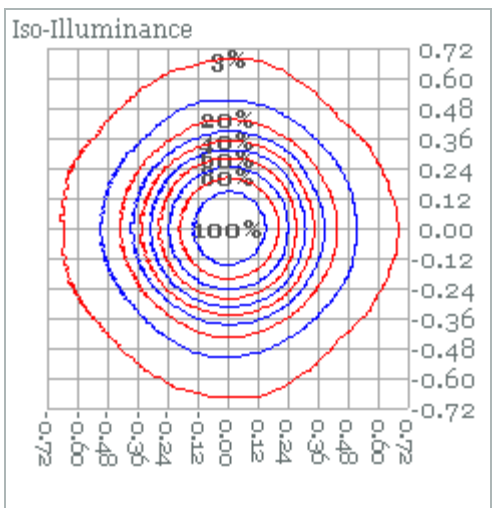
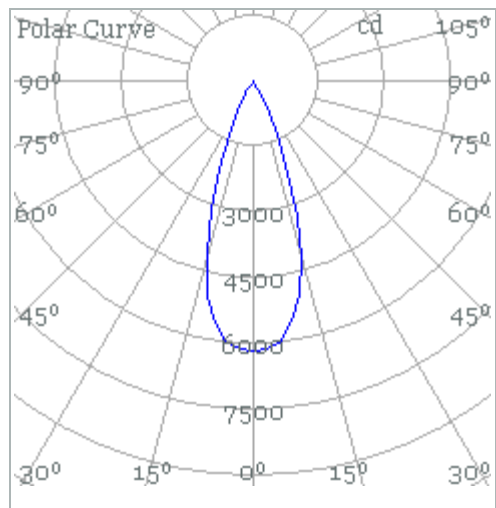
Standard (All LEDs on) , Zoom at M (38°)

Distance (m.)	1	2	3	4	5	Efficacy
1/10 peak	0.7	1.4	2.1	2.8	3.4	17.4 lumens per watt
1/2 peak	0.5	0.9	1.4	1.9	2.3	Half-peak diameter
Illuminance (lux)	14000	3500	1556	875	560	0.46 X distance(m)
						One-tenth peak diameter
						0.69 X distance(m)
						Illuminance
						14000 / distance ² (lux)
						Total Output
						2300 (lumens)




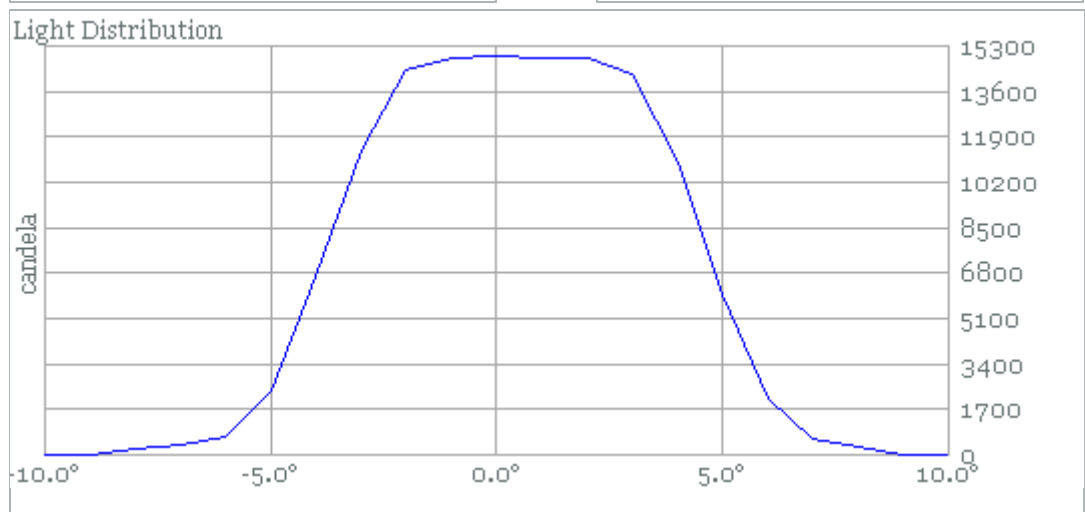
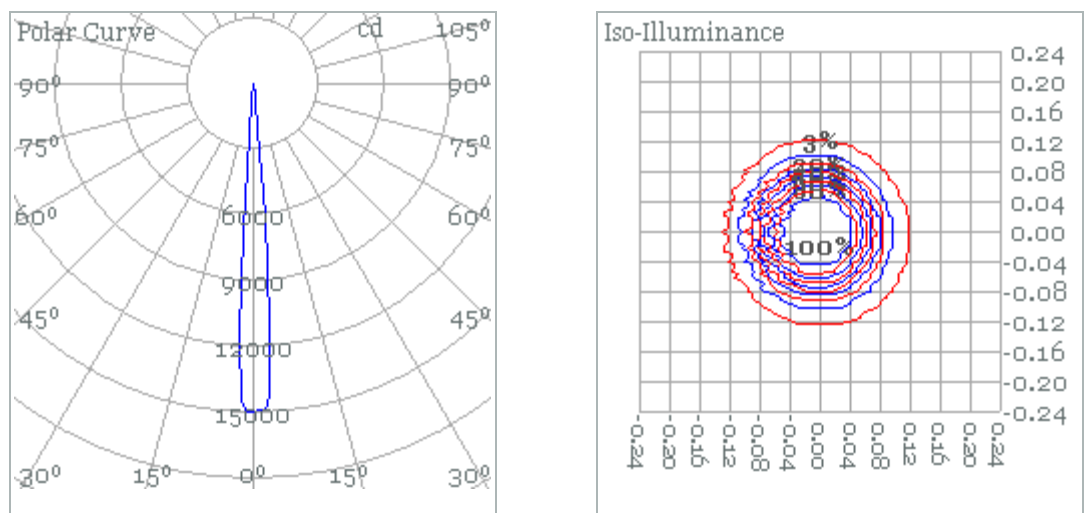
Standard (All LEDs on) , Zoom at M (58°)

Distance (m.)	0.5	1	1.5	2	2.5	Efficacy
1/10 peak	0.6	1.1	1.7	2.2	2.8	17.8 lumens per watt
1/2 peak	0.3	0.7	1.0	1.3	1.7	Half-peak diameter
Illuminance (lux)	24400	6100	2711	1525	976	0.67 X distance(m)
						One-tenth peak diameter
						1.11 X distance(m)
						Illuminance
						6100 / distance ² (lux)
						Total Output
						2400 (lumens)




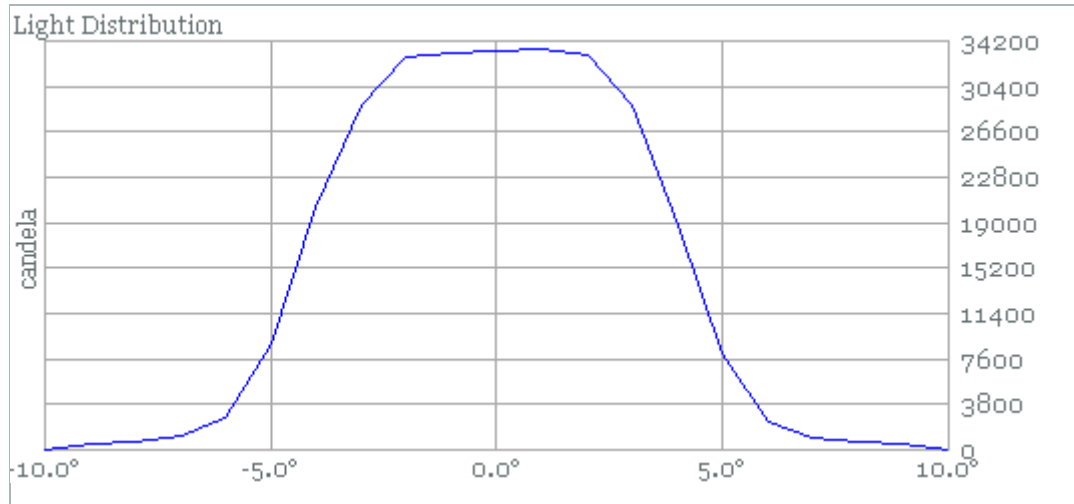
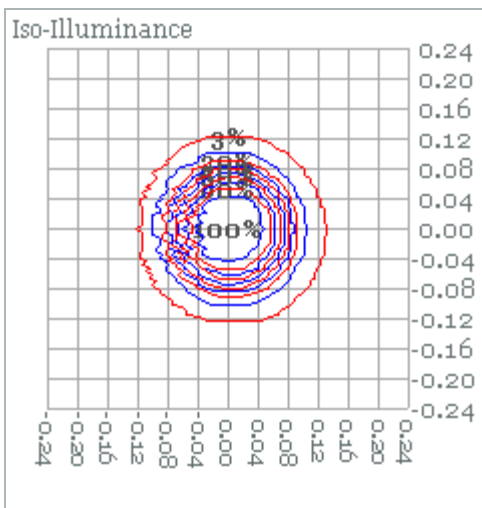
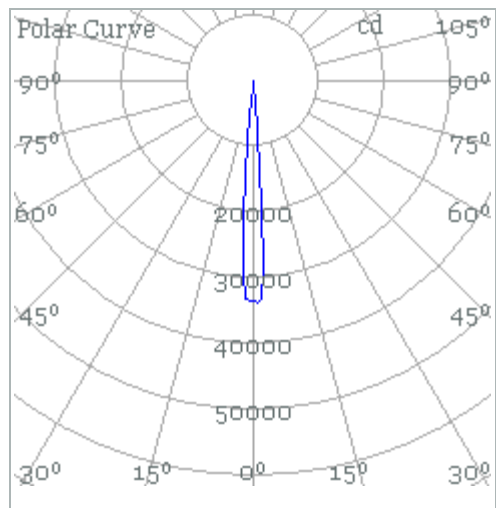
Standard (Only Red LEDs on) , Zoom at M (12°)

Distance (m.)	1	2	3	4	5	Efficacy
1/10 peak	0.2	0.4	0.6	0.8	1.1	2.1 lumens per watt
1/2 peak	0.2	0.3	0.5	0.6	0.7	Half-peak diameter
Illuminance (lux)	15000	3750	1667	938	600	0.15 X distance(m)
						One-tenth peak diameter
						0.21 X distance(m)
						Illuminance
						15000 / distance ² (lux)
						Total Output
						290 (lumens)




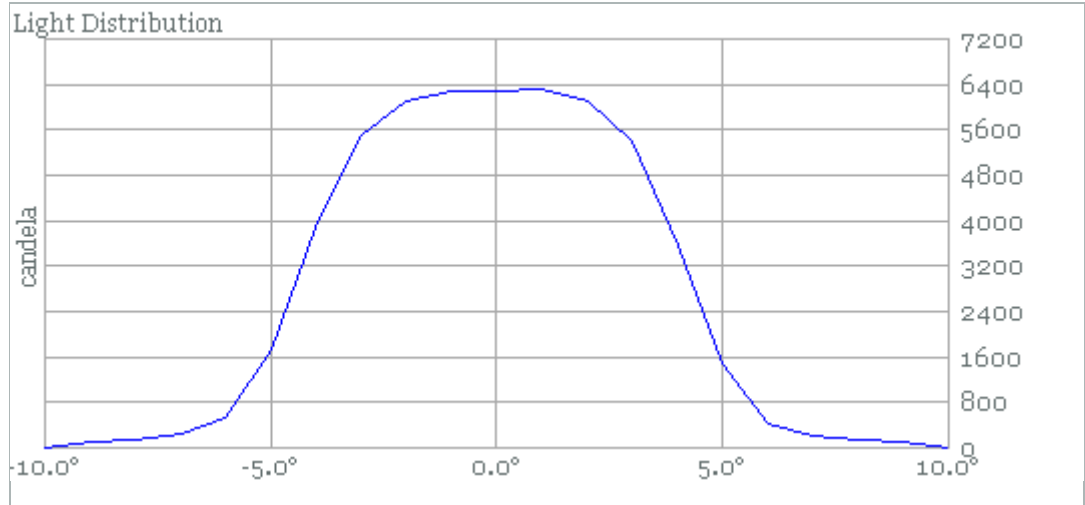
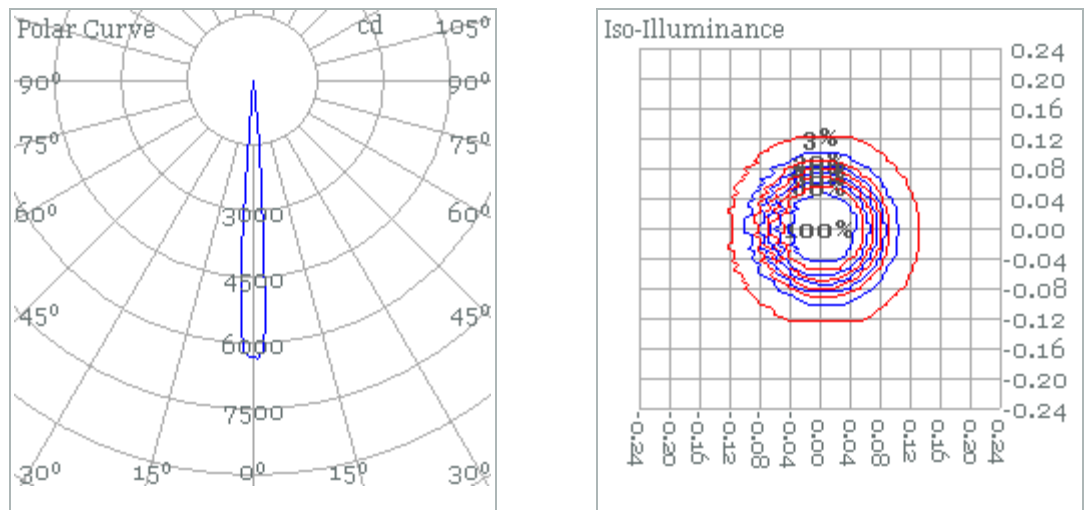
Standard (Only Green LEDs on) , Zoom at M (12°)

Distance (m.)	1.5	3	4.5	6	7.5	Efficacy
1/10 peak	0.3	0.6	1.0	1.3	1.6	4.7 lumens per watt
1/2 peak	0.2	0.5	0.7	0.9	1.1	Half-peak diameter
Illuminance (lux)	15111	3778	1679	944	604	0.15 X distance(m)
						One-tenth peak diameter
						0.21 X distance(m)
						Illuminance
						$34000 / \text{distance}^2$ (lux)
						Total Output
						640 (lumens)



Standard (Only Blue LEDs on) , Zoom at M (11.5°)

Distance (m.)	0.5	1	1.5	2	2.5	Efficacy
1/10 peak	0.1	0.2	0.3	0.4	0.5	0.9 lumens per watt
1/2 peak	0.1	0.2	0.2	0.3	0.4	Half-peak diameter
Illuminance (lux)	25200	6300	2800	1575	1008	0.15 X distance(m)
						One-tenth peak diameter
						0.20 X distance(m)
						Illuminance
						6300 / distance ² (lux)
						Total Output
						120 (lumens)



Standard (Only White LEDs on) , Zoom at M (12°)

